



**TOURO COLLEGE**

**FACTBOOK**  
2015-2016



## **Contents**

Accreditation .....	5
History of Touro Leadership .....	6
Office of the President/Senior Leadership .....	7
Board of Trustees/Board of Governors .....	8
Mission and Goals of Touro College .....	9
Degree Offerings, New York Area Colleges, 2014.....	10
Registered Programs, Touro College, New York– NYSED, 2015 Fall .....	11
Student Enrollment and Degrees Conferred	
Fall Enrolled Students .....	15
Fall Enrolled Students by Division and School .....	16
Full-Time Equivalent Students New York Area Colleges .....	17
Annual Full-Time Equivalent, New York Area Colleges .....	18
Annual Unduplicated Headcount, New York Area Colleges.....	19
Degrees Awarded by Calendar Year .....	20
One-Year Retention Rates, Full-Time First-Time Bachelor Cohort .....	21
3-Year Associate Degree Graduation Rates.....	22
6-Year Bachelor Degree Graduation Rates.....	23
Graduation, Retention and Attrition.....	24
Library Collections	
Library Collections, New York Area Colleges, 2014 .....	26
Student Demographics	
Enrollment by Race and Ethnicity .....	27
Students by Age Range .....	28
Enrolled Students by Place of Citizenship .....	29
Students by Gender .....	30
Faculty	
Full and Part-Time Instructional Staff by Race and Ethnicity .....	31
Full and Part-Time Instructional by Rank.....	31
Comparative Student Faculty Ratio New York Area Colleges.....	32
Cost of Attendance	
Tuition and Cost of Attendance, New York Area Colleges.....	33
Average Pell Awards to Undergraduates New York Area Colleges.....	34
Comparative Student Loan Default Rates.....	35
Best Value Private Colleges, US Rank, 2016 .....	36

## **Introduction**

The informational that follows is a concise overview of Touro College, New York. Touro Nevada, Touro California and New York Medical College are not included as they are separately accredited entities within the Touro system. We hope that you will find this compilation useful as a general reference tool and guide to the College.

Please feel free to provide any comments or suggestions to us so that we may better serve your needs in future editions, and call us if you need any other information about Touro.

Office of Institutional Research  
Michael Lipkin, Director  
michael.lipkin2@touro.edu  
646-565-6000 x 55680

Aryeh Morgulis, Chief Data Analyst  
Aryeh.morgulis@touro.edu  
646-565-6000 x 55112

Erica Kaplan, Institutional Research Analyst  
Erica.kaplan4@touro.edu  
646-565-6000 x 55028

## Accreditation

Touro College is accredited by the [Middle States Commission on Higher Education](#), (MSCHE) an agency recognized by the United States Secretary of Education and the Council for Higher Education Accreditation.

### **The Middle States Commission on Higher Education**

3624 Market Street  
Philadelphia, Pennsylvania 19104  
Tel: 267-284-5000

This status covers Touro College and its branch campuses, locations, and instructional sites in the New York area, as well as branch campuses and programs in Berlin, Jerusalem, Moscow,.

Our professional programs have also been granted accreditation status by the specialized accreditors listed below:

### **American Osteopathic Association**

142 E. Ontario St.  
Chicago, IL 60611-2864  
Toll-free phone: (800) 621-1773  
[Commission on Osteopathic College Accreditation](#)

### **Accreditation Council for Pharmacy Education**

135 S. LaSalle Street, Suite 4100  
Chicago, IL 60603-4810  
Tel: 312-664-3575  
[Accreditation Council for Pharmacy Education \(ACPE\).](#)

### **Accreditation Review Commission— on Education for the Physician Assistant, Inc.**

12000 Findley Road, Suite 150  
Johns Creek, GA, 30097  
Phone: 770-476-1224  
[Accreditation Review Commission on Education for the Physician Assistant, Inc.](#)

### **American Physical Therapy Association**

1111 North Fairfax Street  
Alexandria, VA 22314-1488  
703/684-APTA (2782)  
[Commission on Accreditation in Physical Therapy Education](#)

### **American Occupational Therapy Association**

4720 Montgomery Lane, Suite 200  
Bethesda, MD 20814-3449  
Tel: 301-652-2682  
[Accreditation Council for Occupational Therapy Education](#)

### **Council on Academic Accreditation**

**American Speech-Language-Hearing Association**  
2200 Research Boulevard  
Rockville, MD 20850-3289  
Tel: 301-296-5700  
[Council on Academic Accreditation](#)

### **Council for Accreditation of Educator Preparation**

1140 19th Street NW  
Suite 400  
Washington, DC 20036  
Tel: 202-223-0077  
[Council for Accreditation of Teacher Preparation](#)

### **Council on Social Work Education**

1701 Duke Street, Suite 200  
Alexandria, VA 22314  
Tel: 703-683-8080  
[Council on Social Work Education](#)

### **American Bar Association**

750 North Lake Shore Drive  
Chicago, IL 60611  
Tel: 312-988-6738  
[the American Bar Association \(ABA\) Council of the Section of Legal Education and Admission to the Bar.](#)

This statement represents the most up-to-date information with regard to the programs described. However, the Board of Trustees and Faculty of Touro College reserve the right to institute changes in Touro's programs and policies. Since information is updated constantly, students are advised to seek further clarification from appropriate administrative offices if needed.

## **HISTORY OF TOURO LEADERSHIP**

### **Bernard Lander, Ph.D., of Blessed Memory Founder and First President of Touro College and Touro University**

Dr. Bernard Lander, an inspirational leader and visionary, founded Touro College in 1970 and served as its first president until his passing in February 2010. Under his stewardship, Touro underwent significant growth, becoming an institution with multiple campuses and international reach. Today, Touro educates approximately 19,000 students across the United States and around the world, and Dr. Lander's creative genius and original thinking continues to be reflected in Touro's innovative approach to the field of higher education.

Before founding Touro College, Dr. Lander served as associate director of former New York City Mayor Fiorello LaGuardia's Committee on Unity, a precursor to the city's Commission on Human Rights. In 1958, he was appointed dean of the Bernard Revel Graduate School of Yeshiva University, where he played a major role in the establishment of a network of graduate schools. Dr. Lander was also a professor of sociology at The City University of New York and he was selected to serve on several presidential commissions that dealt with social policy issues.

### **Alan Kadish, M.D. President and CEO of the Touro College & University System**

In 2009 Dr. Alan Kadish was appointed as senior provost and Chief Operating Officer of the Touro College and University System, and after Dr. Lander's death, he was selected to serve as the institution's second president.

Prior to joining Touro, Dr. Kadish distinguished himself as a prominent cardiologist, dedicated teacher and researcher and an experienced administrator. He taught at the University of Michigan and enjoyed a 19-year tenure at Northwestern University, where he served as the director of the cardiovascular clinical trials unit, and on the finance and investment committees of the Northwestern clinical practice plan. Dr. Kadish has published over 250 peer-reviewed papers, contributed to several textbooks and received numerous grants. He is board certified in internal medicine, cardiovascular disease and cardiac electrophysiology.

Since taking the reins from Dr. Lander, Dr. Kadish has expanded the college's unique programs for Jewish and underserved communities, positioned it as a top-tier institution for the study of health sciences and he continues to guide Touro toward the highest levels of educational achievement and academic excellence.

## **OFFICE OF THE PRESIDENT**

Rabbi Doniel Lander, Chancellor

Alan Kadish, M.D., President, Chief Executive Officer

David Raab, M.S., Executive Vice President

Rabbi Moshe Krupka, M.S., Executive Vice President

Melvin M. Ness, B.S., C.P.A., Senior Vice President, Chief Financial Officer

Michael Newman, J.D., Senior Vice President of Legal Affairs, Secretary to the Board of Trustees

Jeffrey Rosengarten, B.A., Senior Vice President for Operations

Richard A. Braunstein, J.D., Vice President and Deputy General Counsel

Henry Rubin, J.D., Vice President of Advancement

Patricia Salkin, J.D., Provost and Dean

Franklin M. Steen, Ph.D., Vice President for Technology

Sabine Charles, CRISC, CFE, Internal Auditor

## **SENIOR LEADERSHIP**

Shelley Berkley, J.D., Senior Provost and CEO, Touro University Western Division

Matthew F. Bonilla, M.S., Vice President of Student Administrative Services

Stanley L. Boylan, Ph.D., Vice President of Undergraduate Education and Dean of Faculties

Rabbi Alan G. Ciner, M.A., Vice President of Community Engagement

Simcha Fishbane, Ph.D., Liaison, European Branch Campuses

Robert Goldschmidt, M.A., L.L.D., Vice President for Planning and Assessment, Dean of Students

Nadja Graff, Ph.D., Vice President, Division of Graduate Studies

Edward Halperin, M.D., Chancellor and CEO, New York Medical College and Provost for  
Biomedical Affairs

Marilyn Hopkins, DNSc, Provost and COO, Touro University California

Yoram Neumann, Ph.D., CEO, Touro University Worldwide

Israel Singer, Ph.D., Vice President for International Affairs

Eva Spinelli-Sexter, M.S., Vice President, Community Education and Executive Administrative  
Dean of NYSCAS

Marian Stoltz-Loike, Ph.D., Vice President, Online Education and Dean, Lander College for Women

## **Board of Trustees**

Dr. Mark Hasten  
Chairman,  
Touro College and Touro University System  
Indianapolis, IN

Alan Kadish, M.D.  
President and Chief Executive Officer  
Touro College and University System  
New York, NY

Rabbi Doniel Lander  
Chancellor, Touro College & University System  
Dean and Vice President - Yeshiva Ohr Hachaim  
New York, NY

Abraham Biderman  
Eagle Advisers, LLC  
New York, NY

Shmuel Braun  
Gilder Gagnon Howe & Co., LLC  
New York, NY

Benjamin Chouake, M.D.  
Cliffside Park, NJ

Allen Fagin  
Proskauer Rose (Ret.)  
New York, NY

Howard Friedman  
LANX Capital, LLC  
Baltimore, MD

Rabbi Menachem Genack  
Orthodox Union  
New York, NY

Solomon Goldfinger  
New York Life Insurance Co. (Ret.)  
New York, NY

Abraham Gutnicki  
Gutnicki, LLP  
Skokie, IL

Leah Karfunkel  
Philanthropist  
New York, NY

Brian Levinson  
Platinum Health Care  
Skokie, IL

David Lichtenstein  
The Lightstone Group  
Mahwah, NJ

Martin Oliner  
First Lincoln Holdings  
New York, NY

Larry Platt, M.D.  
Los Angeles, CA

Stephen Rosenberg  
Greystone  
New York, NY

Zvi Ryzman  
American International Industries  
Los Angeles, CA

Israel Sendrovic  
Federal Reserve Bank of New York (Ret.)  
Flushing, NY

Jack Weinreb  
Weinreb Management Co.  
New York, NY

Rabbi Shabsai Wolfe  
S.W. Management  
Skokie, IL

## **Board of Governors**

Rena Barta  
Harvey Blitz, Chairman  
Stephen Brown  
John Crepsac  
Manny De Torres  
Dr. Hazel Dukes  
Sam Epstein  
Benjamin Fishoff  
Alan Fuchsberg  
Charles Ganz  
David Grunblatt  
Dr. Mark Hasten  
Rabbi Michael Hasten  
Aaron Herzog  
Robin Jacobs  
Dr. Alan Kadish  
Dr. Steven Katz  
Dr. Martin Katzenstein  
Lloyd Keilson  
Rabbi Moshe Krupka  
Rabbi Doniel Lander  
Bruce Lilker  
Joshua Manaster  
Ira Nutis  
Joseph Popack  
David Portal  
David Raab  
Robert Rechnitz  
Daniel Retter  
Dr. Alex Rovt  
Dr. William Schwartz  
Nathan Sklar  
Howard Stein  
Andrew Tananbaum  
Dr. A.M. Tannenber  
Gary Torgow  
Dr. Marvin Weitz  
Dr. Rachel Yehuda



## **MISSION STATEMENT**

Touro College is an independent institution of higher education under Jewish auspices, established to transmit and perpetuate the Jewish heritage, as well as to serve the general community in keeping with the historic Jewish commitment to intellectual inquiry, the transmission of knowledge, social justice, and service to society. Touro offers undergraduate and graduate programs in Jewish studies, the liberal arts and sciences, and the professions including education, law, medicine, pharmacy, health sciences, social work, and business. These programs serve diverse components of the Jewish community and the larger society, especially those who have been underserved in the past. Touro is a college where personal growth, scholarship and research are fostered and where men and women are prepared for productive lives of dignity, value, and values.

The Jewish heritage embraces two fundamental components, the particular and the universal, as reflected in Hillel's dictum in Ethics of the Fathers, "If I am not for myself, who will be for me? And if I am concerned only with myself, what am I?" This teaching shapes the core values of the college, which include a commitment to quality education for all, the treatment, with integrity and respect, of all students, faculty and staff, the role of ethics in the professions, and the building of a responsive and responsible society.

## **GOALS OF THE COLLEGE**

To transmit and enrich the Jewish heritage and its tradition of intellectual inquiry, as well as to incorporate Jewish studies into programs on the undergraduate, graduate and professional levels

To promote sensitivity to ethical concerns and social responsibility through both the curriculum and community outreach

To further the career interests and professional aspirations of our students through a broad range of academic programs and related activities

To advance proficiency in communication, information and technological literacy, analytical skills, and quantitative reasoning

To promote and support faculty and student research and scholarship

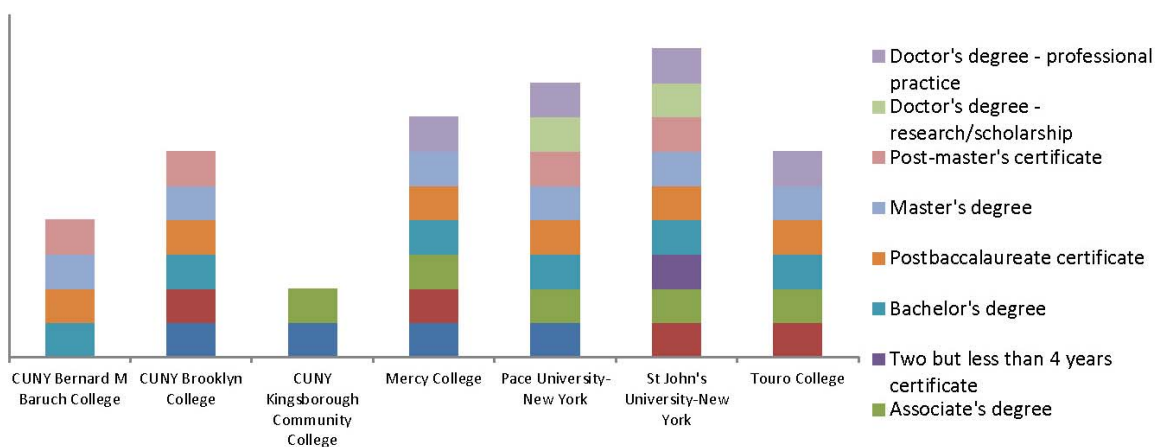
To develop and provide educational opportunities to underserved students in diverse communities

To maintain Touro as a learner-centered community in consonance with the college mission

To expand educational opportunities through distance learning and blended programs

**Degree Offerings, 2014  
New York Area Colleges**

Institution Name	Less than one year certificate	One but less than two years certificate	Associate's degree	Two but less than 4 years certificate	Bachelor's degree	Postbaccala ureate certificate	Master's degree	Post- master's certificate	Doctor's degree - research scholarship	Doctor's degree - profession al practice
CUNY Bernard M Baruch College					Yes	Yes	Yes	Yes		
CUNY Brooklyn College	Yes	Yes			Yes	Yes	Yes	Yes		
CUNY Kingsborough Community College	Yes		Yes							
Mercy College	Yes	Yes	Yes		Yes	Yes	Yes			Yes
Pace University-New York	Yes		Yes		Yes	Yes	Yes	Yes	Yes	Yes
St John's University-New York		Yes	Yes	Yes	Yes	Yes	Yes	Yes	Yes	Yes
<b>Touro College</b>		<b>Yes</b>	<b>Yes</b>		<b>Yes</b>	<b>Yes</b>	<b>Yes</b>			<b>Yes</b>



Source: IPEDS Data Center

## REGISTERED PROGRAMS

The following table provides a complete list of all Touro College programs registered with the New York State Education Department at this time. Note: Enrollment in programs other than those listed below may jeopardize a student's eligibility for certain student aid awards. Not all programs are available at all locations.

Program Title	HEGIS Code	Degree Awarded	Campus
Accounting	0502	BS	F, K, M
Accounting	0502	MS	M
Accounting	0502/0502	BS/MS	K/M
Accounting	0502/0502	BS/MS	M, F
Accounting	5002	Cert.	F, M
Accounting	5002	AAS	M
Accounting	5002	AOS	F
American Law for Foreign Lawyers	1499	LLM	H
Bilingual General Education	0899	Adv. Cert.	M
Bilingual General Education: CR – ITI	0899.70	Adv. Cert.	M
Bilingual PPS: ITI	0899.60	Adv. Cert.	M
Bilingual Spec Ed & Speech & Lang Dsblts	0899	Adv. Cert.	M
Bilingual Special Ed: ITI	0899.60	Adv. Cert.	M
Bilingual Speech and Language Dis: ITI	0899.60	Adv. Cert.	M
Bilingual/Bicultural Education	0899	Adv. Cert.	M
Biology	0401	BS	B, F, K, M
Biology Education – Grades 7-12	0401.01	MS	M, V
Business Administration	0506	MBA	M
Business Administration/Law	0506/1401	MBA/JD	M/H
Business Administration/Law (with C.W. Post Campus of Long Island University)	0506/1401	MBA/JD	H
Business Management	5004	Cert.	F, M
Business Management and Administration	0506	BS	F, M
Business Management and Administration	5004	AS	F, M
Business Management and Administration/Accounting	5002	Cert.	F, M
Business Management and Administration/Data Processing	5101	Cert.	F, M
Business Management and Administration/Office Management	5004	Cert.	F, M
Chemistry	1905	BS	F, M
Childhood Education	0802	BA	M
Childhood Education/Teaching Students with Disabilities	0808	MS	F, M
Computer Science	0701	BS	F, K, M
Criminal Justice	5505	AS	M
Dentistry	1204	DDS	V
Digital Multimedia Design	5004	AS	F
Digital Multimedia Design	5012	AS	M
Digital Multimedia Design	5008	AOS	F
Digital Multimedia Design	5012	AAS	M
Digital Multimedia Design	5012	Cert.	F, M

Digital Multimedia Design	0605	BS	F, M
Early Childhood Education	0823	BA	M
Ecommerce Technology	0799	MS	M
Economics	2204	BA	F, K, M
English	1502	BA	F
English to Speakers of Other Languages	1508	Adv. Cert.	M
English to Speakers of Other Languages	1508	MS	F, M
Environmental Science	1999.10	MS	M
Finance	0504	BS	F, K, M
Finance	5003	AOS	F
Finance	5003	AS	F, M
Finance	5003	AAS	M
Forensic Accounting	0502	Adv. Cert.	M
Forensic Psychology	2099	Adv. Cert.	M
General Psychology	2001	MA	B, M
Gifted and Talented Education	0811	Adv. Cert.	M
Health Care Administration	1202	BS	B
Health Care Administration/Law (with C.W. Post Campus of Long Island University)	1202/1401	MPA/JD	H
Health Science/Occupational Therapy Dual	1201/1208	BS/MS	B, M
Health Science/Physical Therapy Dual	1201/1212	BS/DPT	B, M
Health Science/Physician Assistant Studies Dual	1201/1299.10	BS/MS	B, M
Health Sciences	1201	BS	B
Hebrew Language and Literature	1111	BA	M
History	2205	BA	M
Human Resource Management	0506	MS	M
Human Resource Management	0515	Adv. Cert.	M
Human Services	2101	BS	F, M
Human Services	5506	AS	F, M
Human Services	5508	AAS	M
Human Services	5508	AOS	F
Humanities	4903	BA	F, M
Industrial/Organizational Psychology	2008	MS	M
Information Systems	0701	MS	F, M
Information Systems-Data Communication	5104	AAS	M
Information Technology-Data Communication	5104	AOS	F
Information Technology: Network Administration and Security	5199	AS	F, M
Information Technology: Network Administration and Security	0799	BS	F, K, M
Instructional Technology	0899.02	MS	F, M
Interdisciplinary Liberal Arts and Sciences	4901	BS	F, K, M
Interdisciplinary Liberal Arts and Sciences	4901	BA	F, K, M
Interdisciplinary Studies in Biological and Physical Sciences	4902	MS	O
Interdisciplinary Studies in Biological and Physical Sciences	5499	MS	U
International Business Finance	0504	MS	M

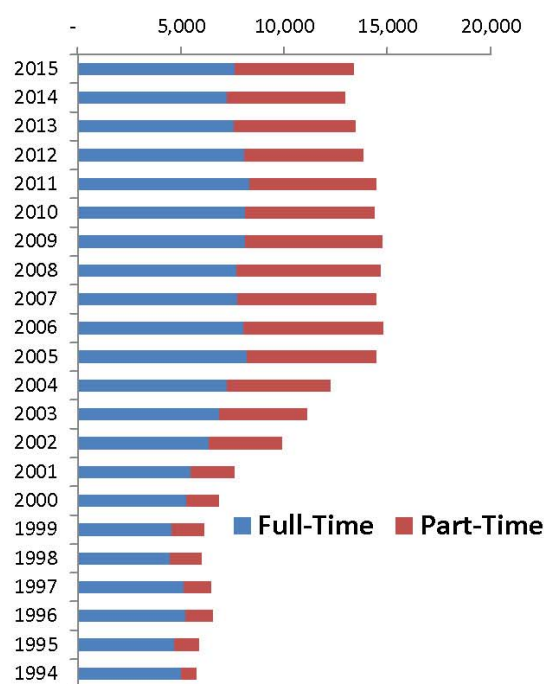
Jewish Childhood Education/Special Edu	0808	MS	M
Jewish Law	5603	Cert.	M
Jewish Studies	0399	MA	M
Judaic Studies	0399	BA	F, K, M
Law	1401	JD	H
Legal Studies for Non-Law Professionals	1499	MPS	H
Liberal Arts and Sciences	4901	BA	M
Liberal Arts and Sciences	5649	AA	F, M
Literature "English"	1502	BA	M
Management	0506	BS	F, K, M
Management	5004	AS	F, M
Management	5004	AOS	F
Management	5004	AAS	M
Management Info Sys: Data Communication	0702	BS	K
Management Info Systems: Programming	0702	BS	K
Management: Marketing	0509	BS	K
Marketing	5004	AAS	M
Marketing	5004	AOS	F
Master of Laws-General Studies	1499	LLM	H
Mathematics	1701	BS	F
Mathematics Education	0833	MS	M
Medical Office Coding and Billing	5005	Cert.	F
Mental Health Counseling	2104.10	MS	M
Micro Software: Support Technician	5101	Cert.	F
Networking	5101	Cert.	F
Nursing	5208.10	AAS	M
Nursing	1203	BS	M
Nursing RN	1203.10	BS	M
Nursing/Nursing RN	1203/1203.10	AAS/BS	M
Occupational Therapy Assistant	5210	AAS	B, M
Orthopedic Physical Therapy Residency	1212	Adv. Cert.	B
Osteopathic Medicine	1210	DO	O, U
Paralegal Studies	5099	AS	F, M
Paralegal Studies	5099	Cert.	M
Pharmacy	1211	Pharm.D	O
Philosophy	1509	BA	M
Physical Therapy	1212	DPT	B
Political Science	2207	BA	F, K, M
Programming	5103	Cert.	F
Psychology	2001	BA	B, F, K, M
Public Health	1214	MS	B
Public Health	1214	MPH	O
Residential Real Estate Entrepreneurship	0511	Adv. Cert.	M
School Building Leader	0828	MS	M

School Counseling	0826	MS	M
School District/School Building Dual Cer	0828	MS	M
School Psychology	0826.02	MS	B, M
Social Science	2201	BA	F, M
Social Work	2104.10	MSW	M
Social Work/Law (with SUNY at Stony Brook)	2104/1401	MSW/JD	H
Sociology	2208	BA	M
Software Development	0799	MS	M
Special Education	0808/0808	BS/MS	M
Special Education: Childhood Education	0808	BS	F, M
Special Education: Early Childhood Education	0808	BS	F, M
Speech and Communication	1220	BS	F, M
Speech-Language-Pathology	1220	MS	F, M
Teacher of Speech and Hearing Hand	0815	MS	F
Teaching Childhood Education/ Teaching Students with Disabilities GR 1 – 6	0808	MS	B
Teaching Early Childhood Education/ Teaching Students with Disabilities B – GR 2	0808	MS	B, F, M
Teaching Literacy	0830	MS	F, M
Teaching Middle Childhood/ Teaching Students with Disabilities Middle Childhood	0804	MS	B, F, M
Teaching Students with Autism & Severe or Multi Disabilities	0820	Adv. Cert.	B, F, M
Teaching SWD Generalist, Grades 7 – 12	0804	MS	B, F, M
TESOL: CR – ITI	0899	Adv. Cert.	M
Web and Multimedia Design	1099	MA	F, M

B = Registered at Bay Shore Branch Campus, Long Island  
F = Registered at Flatbush Branch Campus, Brooklyn  
H = Registered at Huntington Branch Campus, Long Island  
K = Registered at Kew Gardens Branch Campus, Queens  
M = Registered at Manhattan Main Campus  
O = Registered at Harlem Branch Campus  
U = Registered at Middletown Branch Campus  
V = Registered at Valhalla Branch Campus

**Enrolled Students, 1994 to 2015**  
**Touro College, New York**  
**Fall Semesters**

Year	Total	Full-Time	Part-Time
2015	13,381	7,637	5,744
2014	12,926	7,258	5,668
2013	13,437	7,573	5,864
2012	13,816	8,063	5,753
2011	14,451	8,316	6,135
2010	14,356	8,115	6,241
2009	14,761	8,145	6,616
2008	14,653	7,689	6,964
2007	14,466	7,764	6,702
2006	14,766	8,057	6,709
2005	14,471	8,203	6,268
2004	12,247	7,260	4,987
2003	11,091	6,874	4,217
2002	9,867	6,367	3,500
2001	7,582	5,500	2,082
2000	6,842	5,258	1,584
1999	6,125	4,561	1,564
1998	5,973	4,501	1,472
1997	6,446	5,150	1,296
1996	6,532	5,252	1,280
1995	5,863	4,695	1,168
1994	5,727	5,030	697

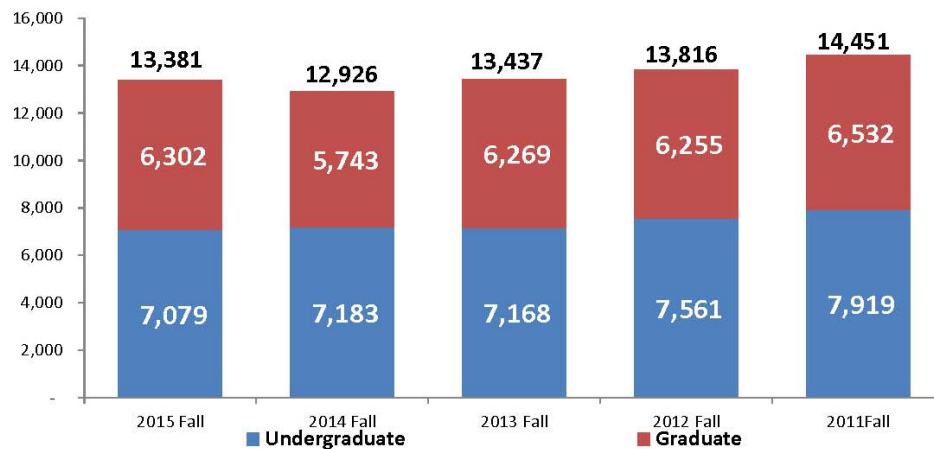


Note: Included only students enrolled as of the 3rd week of class.

## Enrolled Students, by Division and School, Fall 2011 to 2015

### Touro College New York

	2015 Fall	2014 Fall	2013 Fall	2012 Fall	2011Fall
division/school	13,381	12,926	13,437	13,816	14,451
<b>Undergraduate</b>	<b>7,079</b>	<b>7,183</b>	<b>7,168</b>	<b>7,561</b>	<b>7,919</b>
Foreign Programs	103	96	105	112	120
New York School of Career and Applied Studies	3,609	3,784	3,602	3,974	4,183
School of Health Sciences	740	752	738	751	766
College of Liberal Arts and Sciences	2,627	2,551	2,723	2,724	2,850
<b>Graduate</b>	<b>6,302</b>	<b>5,743</b>	<b>6,269</b>	<b>6,255</b>	<b>6,532</b>
College of Pharmacy	372	379	389	366	333
Graduate School of Business	106	101	97	77	78
Graduate School of Education	3,067	2,748	3,285	3,298	3,664
Graduate School of Jewish Studies	36	34	38	37	39
Graduate School of Technology	231	218	238	230	195
Law School	549	608	684	766	827
School of Health Sciences	654	605	634	620	584
School of Social Work	327	287	280	252	229
College of Osteopathic Medicine	960	763	624	609	583



Note: Enrolled students include those enrolled in a class as of the 3rd week of the semester.

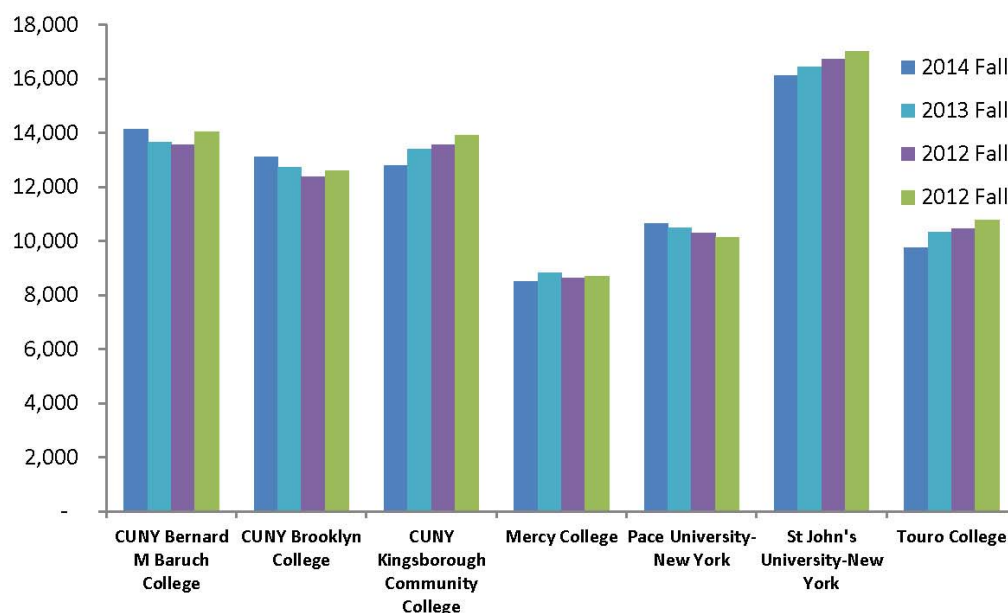
Students in the Graduate School of Psychology are listed within the School of Health Science, even though the transfer didn't officially occur until 2015.



### Full-Time Equivalent (FTE) Fall Enrollment\*

#### New York Area Colleges

Institution Name	Fall 2014	Fall 2013	Fall 2012	Fall 2011
CUNY Bernard M Baruch College	14,120	13,649	13,557	14,035
CUNY Brooklyn College	13,096	12,742	12,372	12,589
CUNY Kingsborough Community College	12,804	13,386	13,569	13,910
Mercy College	8,504	8,814	8,639	8,697
Pace University-New York	10,663	10,489	10,310	10,151
St John's University-New York	16,115	16,450	16,713	17,009
<b>Touro College</b>	<b>9,745</b>	<b>10,325</b>	<b>10,440</b>	<b>10,777</b>



Source: IPEDS Data Center.

The number of FTE students is calculated based on fall student headcounts as reported by the institution on the IPEDS Enrollment (EF) component (Part A). The full-time equivalent (headcount) of the institution's part-time enrollment is estimated by multiplying the factors noted below times the part-time headcount. These are then added to the full-time enrollment headcounts to obtain an FTE for all students enrolled in the fall. This formula is used to produce an FTE that is used annually in the Digest of Education Statistics.

Part-time undergraduate enrollment

Public 4-year (.403543)

Private (not-for-profit and for-profit) 4-year (.392857)

Public 2-year and <2-year (.335737)

All other institutions (.397058)

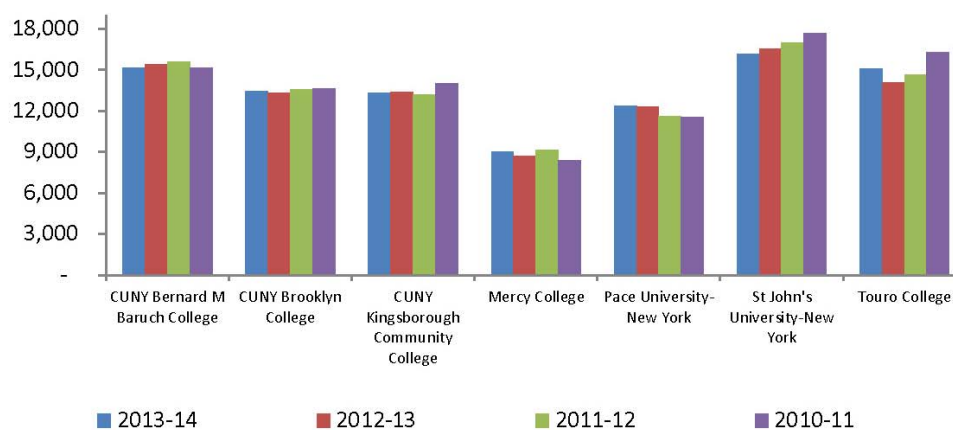
Part-time graduate enrollment

Public 4-year (.361702)

Private (not-for-profit and for-profit) 4-year (.382059)

**Annual Full-Time Equivalent (FTE) Enrollment  
New York Area Colleges**

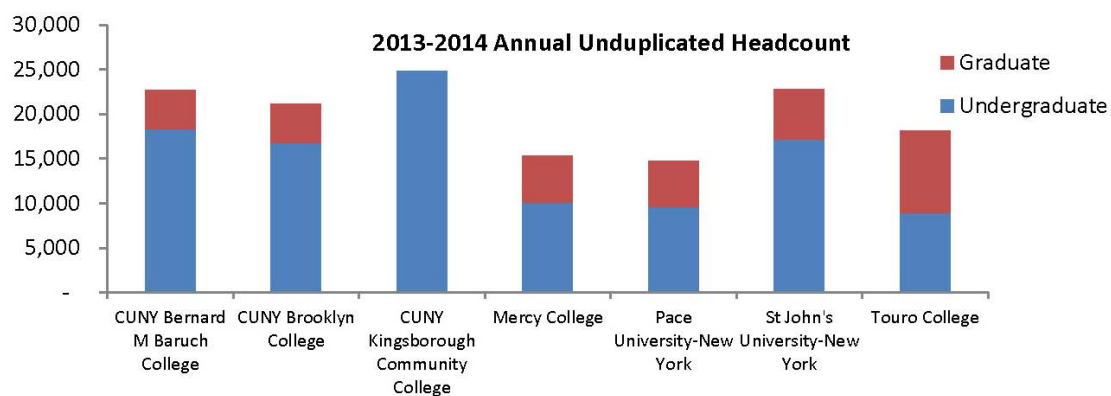
Institution Name	2013-14	2012-13	2011-12	2010-11
CUNY Bernard M Baruch College	15,164	15,412	15,592	15,122
CUNY Brooklyn College	13,456	13,287	13,599	13,606
CUNY Kingsborough Community College	13,305	13,402	13,219	13,992
Mercy College	9,038	8,693	9,123	8,401
Pace University-New York	12,350	12,306	11,602	11,549
St John's University-New York	16,163	16,520	16,959	17,672
<b>Touro College</b>	<b>15,112</b>	<b>14,080</b>	<b>14,658</b>	<b>16,319</b>



Source: IPEDS Data Center.

### Annual Unduplicated Headcount, by Student Level New York Area Colleges

Institution Name	2013-2014		2012-2013		2011-2012		2010-2011	
	Undergraduate	Graduate	Undergraduate	Graduate	Undergraduate	Graduate	Undergraduate	Graduate
CUNY Bernard M Baruch College	18,314	4,336	17,885	4,561	17,533	4,868	16,965	5,015
CUNY Brooklyn College	16,826	4,325	16,559	4,389	16,347	4,861	16,264	5,301
CUNY Kingsborough Community College	24,857		25,143		26,132		25,698	
Mercy College	10,110	5,228	10,037	5,216	10,129	5,657	8,083	5,657
Pace University-New York	9,594	5,151	9,791	5,456	9,613	5,547	9,956	5,446
St John's University-New York	17,126	5,671	17,230	6,002	17,198	6,165	17,289	6,448
<b>Touro College</b>	<b>8,982</b>	<b>9,138</b>	<b>8,931</b>	<b>9,170</b>	<b>9,080</b>	<b>10,040</b>	<b>9,593</b>	<b>10,094</b>



Source: IPEDS Data Center.

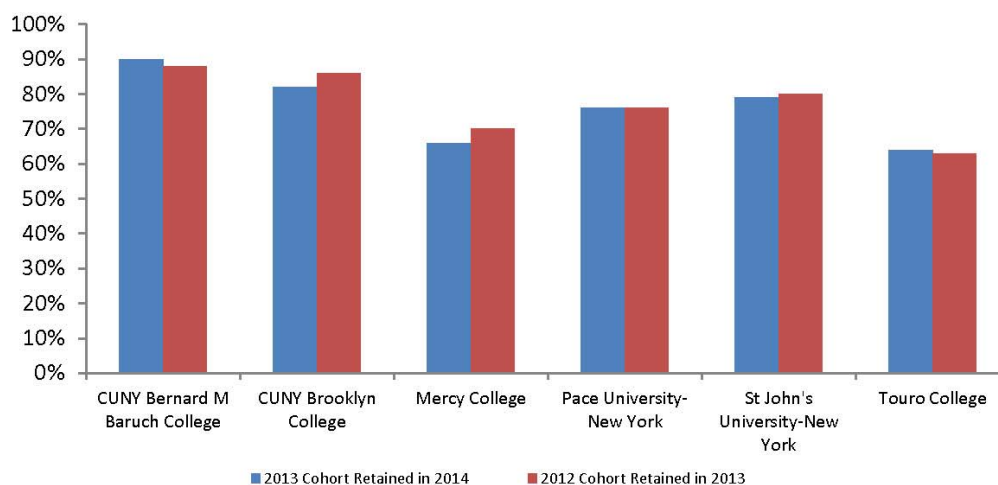
**Degrees Awarded by Calendar Year  
Touro College, New York**

	Calendar Year of Award					
	2015	2014	2013	2012	2011	2010
<b>Total Degrees and Certificates</b>	<b>4,215</b>	<b>4,741</b>	<b>4,660</b>	<b>4,780</b>	<b>4,741</b>	<b>4,466</b>
Associate in Applied Science	39	49	38	26	50	42
Associate in Arts	462	365	417	536	433	395
Associate in Occupational Studies	5	2	1	2	5	6
Associate in Science	131	115	134	159	192	177
Bachelor of Arts	412	378	422	468	474	479
Bachelor of Professional Studies						3
Bachelor of Science	976	987	936	1,031	1,012	919
<b>Total Undergraduate</b>	<b>2,025</b>	<b>1,896</b>	<b>1,948</b>	<b>2,222</b>	<b>2,166</b>	<b>2,021</b>
Master of Arts	30	17	12	6	2	6
Master of Business Administration	14	4	8	8	11	6
Master of Laws	12	14	10	9	11	11
Master of Science	1,328	1,984	1,813	1,772	1,889	1,929
Master of Social Work	84	82	92	63	47	48
Juris Doctor	187	196	231	244	221	185
Doctor of Osteopathic Medicine	138	129	117	120	107	
Doctor of Pharmacy	94	86	74	63		
Doctor of Physical Therapy	85	60	63	62	59	73
<b>Total Graduate</b>	<b>1,972</b>	<b>2,572</b>	<b>2,420</b>	<b>2,347</b>	<b>2,347</b>	<b>2,258</b>
Certificates	218	273	292	211	228	187

Source: Jenzabar TE. Does not include awards granted by Touro California, Nevada, TUW or NYMC.

**One-Year Retention Rate**  
**Full-Time First-Time Bachelor's Cohort**  
**New York Area Colleges**

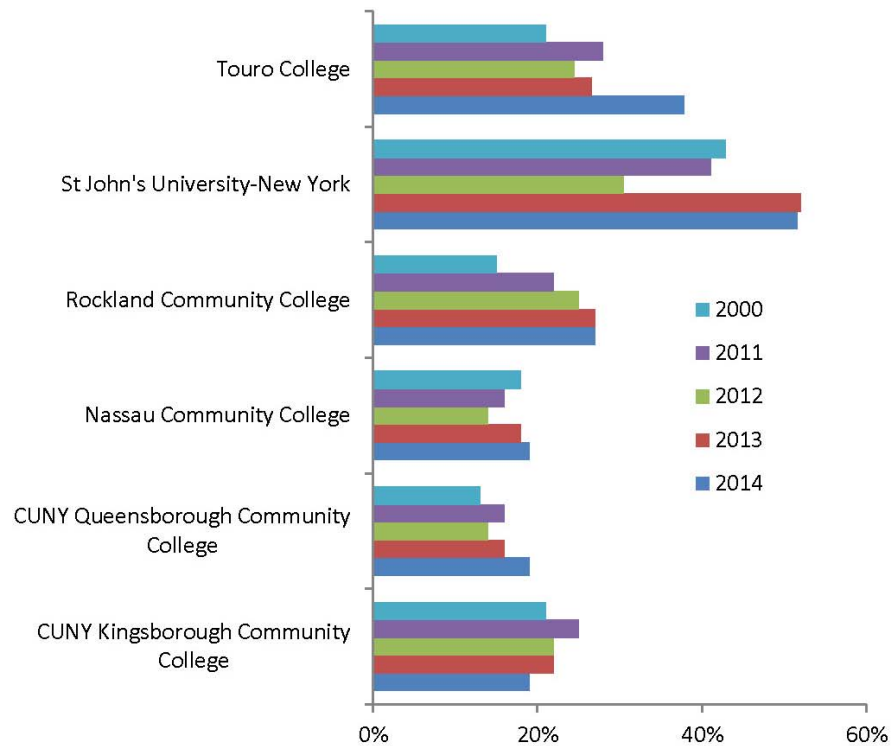
Institution Name	Full-time retention rate 2013 Cohort Retained in	Full-time retention rate 2012 Cohort Retained in
	2014	2013
CUNY Bernard M Baruch College	90%	88%
CUNY Brooklyn College	82%	86%
Mercy College	66%	70%
Pace University-New York	76%	76%
St John's University-New York	79%	80%
<b>Touro College</b>	<b>64%</b>	<b>63%</b>



Source: IPEDS Data Center.

**3-Year Graduation Rates, Associates Programs  
Full-Time Cohort\***

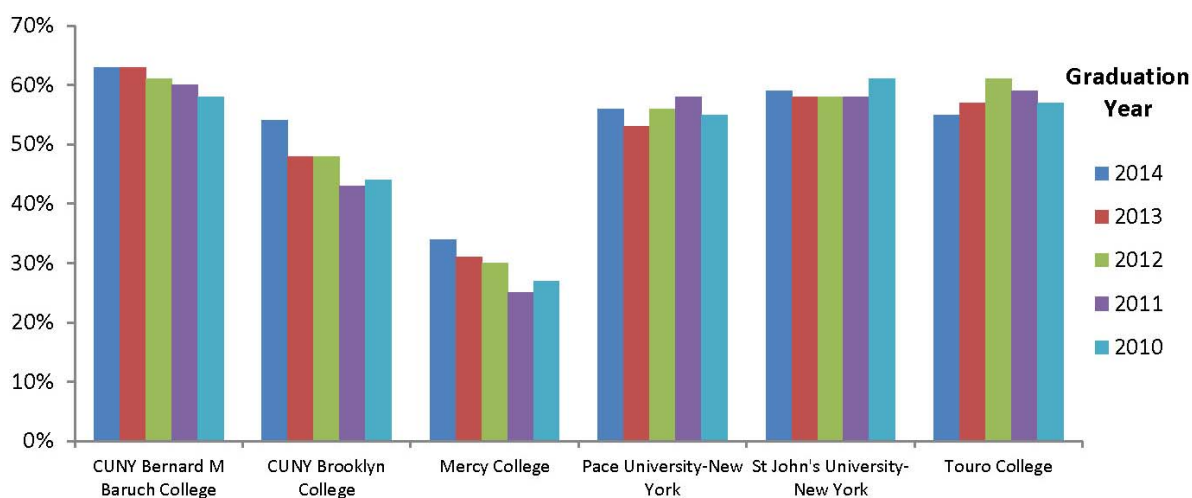
<b>Institution Name</b>	<b>2014</b>	<b>2013</b>	<b>2012</b>	<b>2011</b>	<b>2010</b>
CUNY Kingsborough Community College	19%	22%	22%	25%	21%
CUNY Queensborough Community College	19%	16%	14%	16%	13%
Nassau Community College	19%	18%	14%	16%	18%
Rockland Community College	27%	27%	25%	22%	15%
St John's University-New York	52%	52%	30%	41%	43%
<b>Touro College</b>	<b>38%</b>	<b>27%</b>	<b>25%</b>	<b>28%</b>	<b>21%</b>



Source: IPEDS Data Center. Note: St John's and Touro College cohort is defined by IPEDS as "other than bachelor seeking cohort" because of its status as a 4-year college.

**Graduation Rate - Bachelor's Degree within 150% of Normal Time  
6-Years from Cohort Start  
New York Area Colleges**

Institution Name	Graduation Year				
	2014	2013	2012	2011	2010
CUNY Bernard M Baruch College	63%	63%	61%	60%	58%
CUNY Brooklyn College	54%	48%	48%	43%	44%
Mercy College	34%	31%	30%	25%	27%
Pace University-New York	56%	53%	56%	58%	55%
St John's University-New York	59%	58%	58%	58%	61%
<b>Touro College</b>	<b>55%</b>	<b>57%</b>	<b>61%</b>	<b>59%</b>	<b>57%</b>



Source: IPEDS Data Center.



## Graduation, Retention and Attrition

### Associates Cohort

fall cohort year	starting fall cohort	years from start	graduation		retention		graduation + retention		attrition	
			total	rate	total	rate	total	rate	total	rate
2007	860	1-Year	5	0.6%	436	50.7%	441	51.3%	419	48.7%
2007	860	2-Year	59	6.9%	314	36.5%	373	43.4%	487	56.6%
2007	860	3-Year	178	20.7%	200	23.3%	378	44.0%	482	56.0%
2007	860	4-Year	263	30.6%	90	10.5%	353	41.0%	507	59.0%
2007	860	5-Year	306	35.6%	34	4.0%	340	39.5%	520	60.5%
2007	860	6-Year	318	37.0%	17	2.0%	335	39.0%	525	61.0%
2007	860	7-Year	325	37.8%	11	1.3%	336	39.1%	524	60.9%
2007	860	8-Year	330	38.4%	14	1.6%	344	40.0%	516	60.0%
2008	752	1-Year	7	0.9%	413	54.9%	420	55.9%	332	44.1%
2008	752	2-Year	68	9.0%	284	37.8%	352	46.8%	400	53.2%
2008	752	3-Year	204	27.1%	181	24.1%	385	51.2%	367	48.8%
2008	752	4-Year	259	34.4%	87	27.1%	346	46.0%	406	54.0%
2008	752	5-Year	298	39.6%	32	4.3%	330	43.9%	422	56.1%
2008	752	6-Year	317	42.2%	21	2.8%	338	44.9%	414	55.1%
2008	752	7-Year	329	43.8%	15	2.0%	344	45.7%	408	54.3%
2009	899	1-Year	6	0.7%	473	52.6%	479	53.3%	420	46.7%
2009	899	2-Year	77	8.6%	321	35.7%	398	44.3%	501	55.7%
2009	899	3-Year	200	22.2%	218	24.2%	418	46.5%	481	53.5%
2009	899	4-Year	279	31.0%	89	9.9%	368	40.9%	531	59.1%
2009	899	5-Year	332	36.9%	50	5.6%	382	42.5%	517	57.5%
2009	899	6-Year	352	39.2%	33	3.7%	385	42.8%	514	57.2%
2010	827	1-Year	9	1.1%	450	54.4%	459	55.5%	368	44.5%
2010	827	2-Year	68	8.2%	312	37.7%	380	45.9%	447	54.1%
2010	827	3-Year	211	25.5%	198	23.9%	409	49.5%	418	50.5%
2010	827	4-Year	289	34.9%	93	11.2%	382	46.2%	445	53.8%
2010	827	5-Year	337	40.7%	50	6.0%	387	46.8%	440	53.2%
2011	766	1-Year	9	1.2%	431	56.3%	440	57.4%	326	42.6%
2011	766	2-Year	67	8.7%	282	36.8%	349	45.6%	417	54.4%
2011	766	3-Year	199	26.0%	198	25.8%	397	51.8%	369	48.2%
2011	766	4-Year	277	36.2%	107	14.0%	384	50.1%	382	49.9%
2012	634	1-Year	11	1.7%	386	60.9%	397	62.6%	237	37.4%
2012	634	2-Year	83	13.1%	274	43.2%	357	56.3%	277	43.7%
2012	634	3-Year	208	32.8%	184	29.0%	392	61.8%	277	43.7%
2013	457	1-Year	6	1.3%	318	69.6%	324	70.9%	133	29.1%
2013	457	2-Year	68	14.9%	225	49.2%	293	64.1%	164	35.9%
2014	551	1-Year	6	1.1%	373	67.7%	379	68.8%	172	31.2%

Note: Fall cohort students include only full-time students. Cohorts include both internal and external transfers. If a student received two diplomas from the same program-extension, only the first is used for graduation. For NYSCAS, a student earning an Associates and then a Bachelors is counted at the time of the conferral of the Associates. Retention includes those who returned to any Touro College program and extension in the year shown. Students who returned to the same program and extension after receiving a diploma are not included in retention. Retention and graduation are combined in order to calculate attrition. The attrition is the cohort minus the combined graduates and retained. Cohort excludes study abroad students (Touro Israel Option) as defined by IPEDS instructions, as well as excludes TCIO students that return to another Program/Extension after their year abroad.



6-Year Graduation Rate,  
150% of Time to Graduation

## Graduation, Retention and Attrition

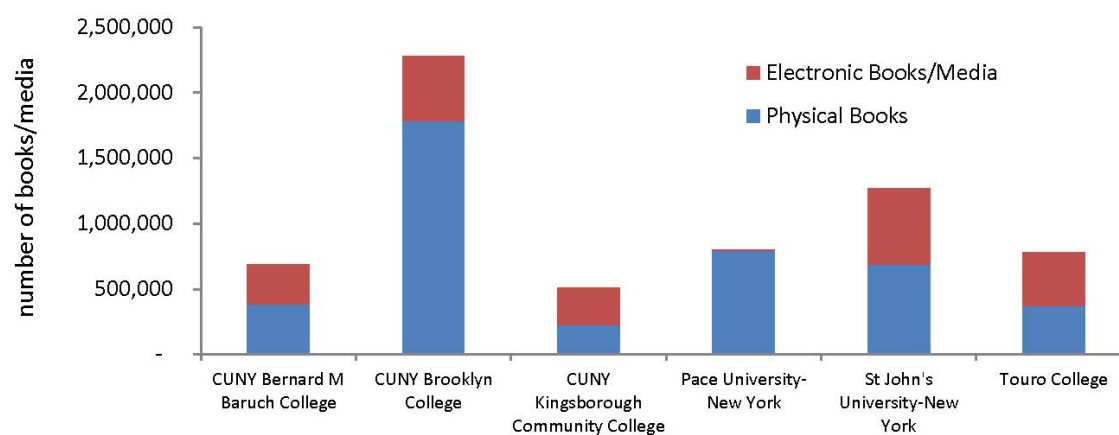
### Bachelors Cohort

fall cohort year	starting fall cohort	years from start	graduation		retention		graduation + retention		attrition	
			total	rate	total	rate	total	rate	total	rate
2007	653	1-Year	0	0.0%	466	71.4%	466	71.4%	187	28.6%
2007	653	2-Year	20	3.1%	366	56.0%	386	59.1%	267	40.9%
2007	653	3-Year	197	30.2%	153	23.4%	350	53.6%	303	46.4%
2007	653	4-Year	353	54.1%	61	9.3%	414	63.4%	239	36.6%
2007	653	5-Year	423	64.8%	25	3.8%	448	68.6%	205	31.4%
2007	653	6-Year	454	69.5%	16	2.5%	470	72.0%	183	28.0%
2007	653	7-Year	473	72.4%	9	1.4%	482	73.8%	171	26.2%
2007	653	8-Year	481	73.7%	5	0.8%	486	74.4%	167	25.6%
2008	750	1-Year	2	0.3%	486	64.8%	488	65.1%	262	34.9%
2008	750	2-Year	32	4.3%	418	55.7%	450	60.0%	300	40.0%
2008	750	3-Year	222	29.6%	173	23.1%	395	52.7%	355	47.3%
2008	750	4-Year	403	53.7%	69	29.6%	472	62.9%	278	37.1%
2008	750	5-Year	478	63.7%	31	4.1%	509	67.9%	241	32.1%
2008	750	6-Year	510	68.0%	22	2.9%	532	70.9%	218	29.1%
2008	750	7-Year	528	70.4%	9	1.2%	537	71.6%	213	28.4%
2009	710	1-Year	0	0.0%	541	76.2%	541	76.2%	169	23.8%
2009	710	2-Year	17	2.4%	378	53.2%	395	55.6%	315	44.4%
2009	710	3-Year	222	31.3%	167	23.5%	389	54.8%	321	45.2%
2009	710	4-Year	396	55.8%	65	9.2%	461	64.9%	249	35.1%
2009	710	5-Year	473	66.6%	22	3.1%	495	69.7%	215	30.3%
2009	710	6-Year	496	69.9%	8	1.1%	504	71.0%	206	29.0%
2010	669	1-Year	0	0.0%	504	75.3%	504	75.3%	165	24.7%
2010	669	2-Year	22	3.3%	348	52.0%	370	55.3%	299	44.7%
2010	669	3-Year	200	29.9%	136	20.3%	336	50.2%	333	49.8%
2010	669	4-Year	362	54.1%	44	6.6%	406	60.7%	263	39.3%
2010	669	5-Year	416	62.2%	17	2.5%	433	64.7%	236	35.3%
2011	656	1-Year	0	0.0%	455	69.4%	455	69.4%	201	30.6%
2011	656	2-Year	5	0.8%	322	49.1%	327	49.8%	329	50.2%
2011	656	3-Year	112	17.1%	136	20.7%	248	37.8%	408	62.2%
2011	656	4-Year	181	27.6%	58	8.8%	239	36.4%	417	63.6%
2012	650	1-Year	0	0.0%	455	70.0%	455	70.0%	195	30.0%
2012	650	2-Year	6	0.9%	329	50.6%	335	51.5%	315	48.5%
2012	650	3-Year	30	4.6%	120	18.5%	150	23.1%	315	48.5%
2013	680	1-Year	0	0.0%	495	72.8%	495	72.8%	185	27.2%
2013	680	2-Year	2	0.3%	370	54.4%	372	54.7%	308	45.3%
2014	659	1-Year	0	0.0%	496	75.3%	496	75.3%	163	24.7%

Note: Fall cohort students include only full-time students. Cohorts include both internal and external transfers. If a student received two diplomas from the same program-extension, only the first is used for graduation. Graduation and retention includes those who graduated or returned to any Touro College program and extension in the year shown. Students who returned to the same program and extension after receiving a diploma are not included in retention. Retention and graduation are combined in order to calculate attrition. The attrition is the cohort minus the combined graduates and retained. Cohort excludes study abroad students (Touro Israel Option) as defined by IPEDS instructions, as well as excludes TCIO students that return to another Program/Extension after their year abroad.

### Library Collections, 2014 New York Area Colleges

Institution Name	Total physical library collections (books and media)	Total electronic library collections (books databases and media)
CUNY Bernard M Baruch College	381,648	304,795
CUNY Brooklyn College	1,781,862	501,828
CUNY Kingsborough Community College	223,415	284,161
Pace University-New York	795,754	2,177
St John's University-New York	686,470	584,648
Touro College	371,424	412,493

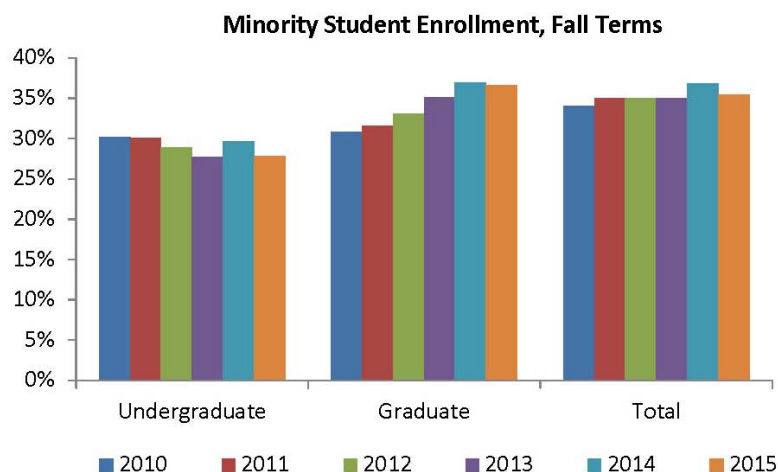


Source: IPEDS Data Center.

### Race and Ethnicity, Fall Enrolled Students Touro College, New York

Ethnicity	2010	2011	2012	2013	2014	2015
Amer Indian/Alaska Native	32	35	36	34	32	32
Asian	846	970	957	971	1,005	1,089
Black or African American	2,023	1,973	1,845	1,812	1,825	1,849
Hispanics of any race	1,451	1,459	1,387	1,322	1,348	1,252
Native Hawaiian/Pac Island	-	8	18	24	19	24
No Response	1,303	1,472	1,389	1,200	1,033	1,107
Non-resident Alien	213	265	297	349	401	287
White	8,418	8,269	7,887	7,725	7,263	7,741
<b>Total</b>	<b>14,286</b>	<b>14,451</b>	<b>13,816</b>	<b>13,437</b>	<b>12,926</b>	<b>13,381</b>
Total for Minority Calculation	12,770	12,714	12,130	11,888	11,492	11,987
Minority	4,352	4,445	4,243	4,163	4,229	4,246
<b>Percent Minority</b>	<b>34%</b>	<b>35%</b>	<b>35%</b>	<b>35%</b>	<b>37%</b>	<b>35%</b>
Undergraduate Percent Minority	33%	34%	33%	31%	33%	31%
Graduate Percent Minority	35%	36%	38%	40%	42%	41%

Note: Includes only students who were enrolled as of the 3rd week of classes. Minority includes all races and ethnicity except White. For calculation of percent minority, no response and non-resident alien were excluded from the total.



**Age of Enrolled Students  
Touro College, New York  
Fall Semesters, 2011 to 2015**

**Undergraduate Programs**

Age Group	2015 Fall	2014 Fall	2013 Fall	2012 Fall	2011 Fall
19 and Under	1,490	1,448	1,449	1,586	1,550
20 to 24	2,829	2,832	2,908	2,998	3,213
25 to 29	1,222	1,259	1,198	1,279	1,288
30 and Over	1,859	1,906	1,882	1,915	2,051
Total	7,400	7,445	7,437	7,778	8,102

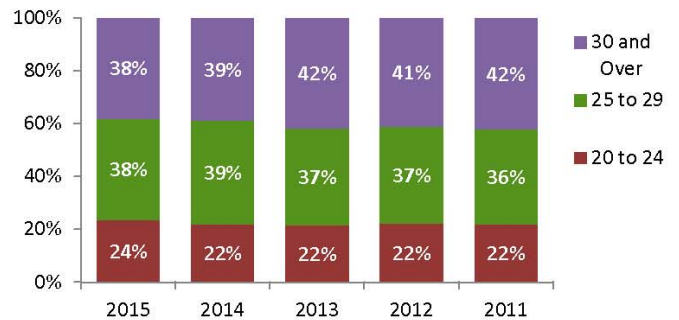
**Age of Students  
Undergraduate Programs  
Touro, New York**



**Graduate Programs**

Age Group	2015 Fall	2014 Fall	2013 Fall	2012 Fall	2011 Fall
19 and Under	2	1		2	2
20 to 24	1,419	1,204	1,292	1,345	1,391
25 to 29	2,289	2,146	2,212	2,218	2,278
30 and Over	2,271	2,130	2,496	2,472	2,678
Total	5,981	5,481	6,000	6,037	6,349

**Age of Students  
Graduate Programs  
Touro, New York**



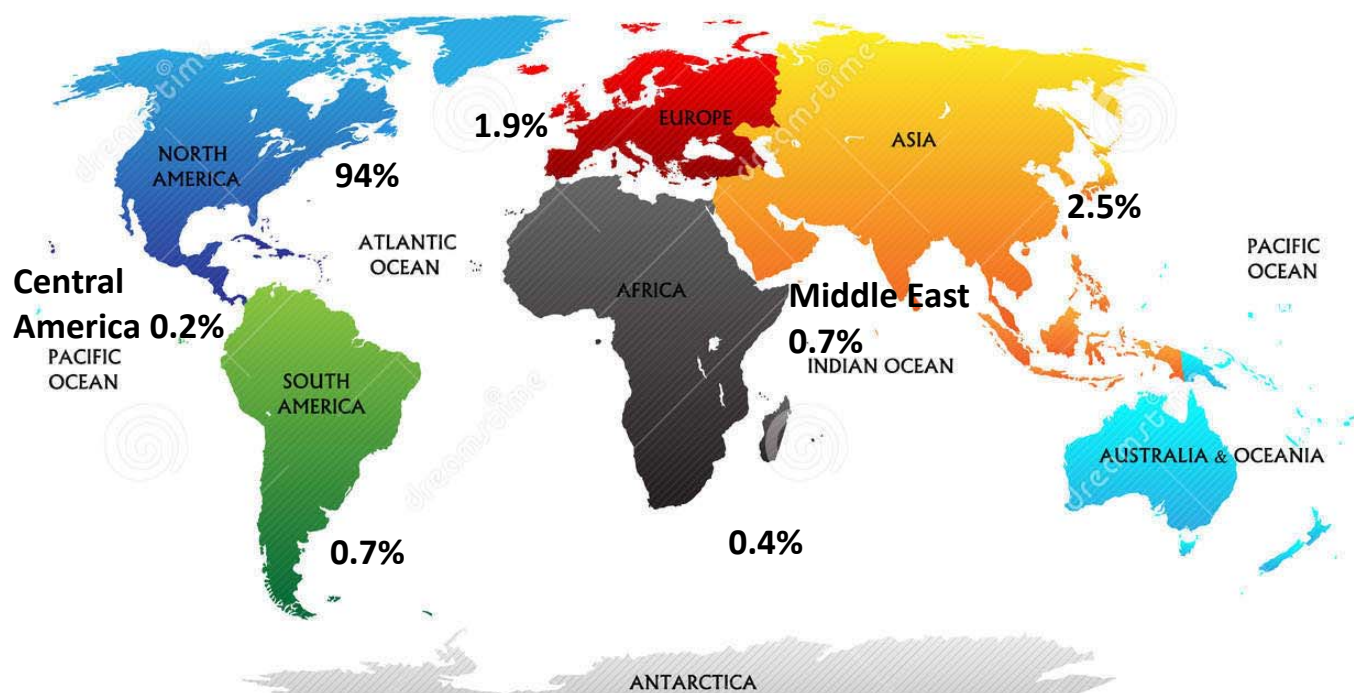
Note: Enrolled as of the 3rd week of classes. Source: Jenzabar, AS-400 TE Warehouse.

**Enrolled Students by Place of Citizenship, Fall 2011 to 2015**  
**Touro College New York**

	2015 Fall	2014 Fall	2013 Fall	2012 Fall	2011 Fall
<b>Total</b>	<b>13,381</b>	<b>12,927</b>	<b>13,439</b>	<b>13,819</b>	<b>14,453</b>
Africa	48	64	63	51	54
Asia	334	425	450	493	500
Central America	25	38	54	46	39
Europe	259	287	329	331	350
Middle East	91	123	129	121	124
North American	12,527	11,876	12,285	12,643	13,248
Oceania	3	2	2	3	5
South America	94	112	127	131	133

Source: Jenzabar TE Warehouse. Note: students enrolled as of the 3rd week of classes.

**2015 Fall Enrollment by Place of Citizenship**  
**Touro College New York**





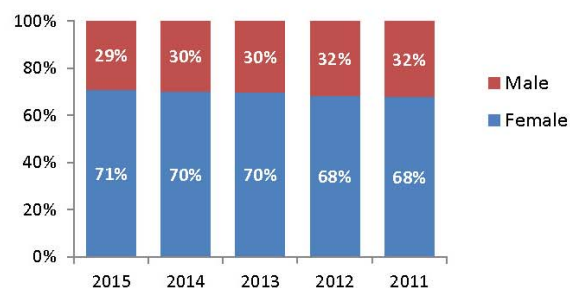
**Gender of Enrolled Students  
Touro College, New York  
Fall Terms, 2011 to 2015**

Gender	Undergraduate Programs				
	2015 Fall	2014 Fall	2013 Fall	2012 Fall	2011 Fall
Female	5,255	5,239	5,194	5,309	5,494
Male	2,145	2,206	2,243	2,469	2,608
Total	7,400	7,445	7,437	7,778	8,102

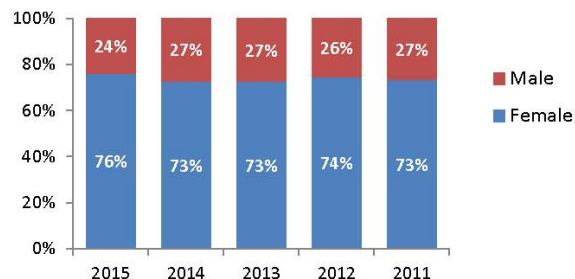
Gender	Graduate Programs				
	2015 Fall	2014 Fall	2013 Fall	2012 Fall	2011 Fall
Female	4,356	3,982	4,466	4,429	4,694
Male	1,625	1,499	1,534	1,609	1,655
Total	5,981	5,481	6,000	6,038	6,349

Note: Enrolled students include only those enrolled as of the 3rd week of classes. Source: Jenzabar AS-400 TE Warehouse.

**Gender of Students  
Undergraduate Programs  
Touro, New York**



**Gender of Students  
Graduate Programs  
Touro, New York**



**Full-Time and Part-Time Instructional Staff, 2015 Fall  
By Gender and Race/Ethnicity**

	TOTAL	MEN			WOMEN		
		FT	PT	Total	FT	PT	Total
<b>TOTAL</b>	<b>1335</b>	<b>245</b>	<b>414</b>	<b>659</b>	<b>239</b>	<b>425</b>	<b>650</b>
American Indian	-	0	0	0	0	1	0
Asian	<b>69</b>	11	19	30	20	19	30
Black	<b>133</b>	8	36	44	18	71	75
Hispanic	<b>43</b>	8	13	21	6	22	17
White	<b>1085</b>	218	346	564	194	327	526
2 or More Races	<b>4</b>	0	0	0	1	3	2

Source: IPEDS Data Center. Prepared by the Office of Institutional Research, 5/14.

**Full-Time Non-Medical Instructional Staff**

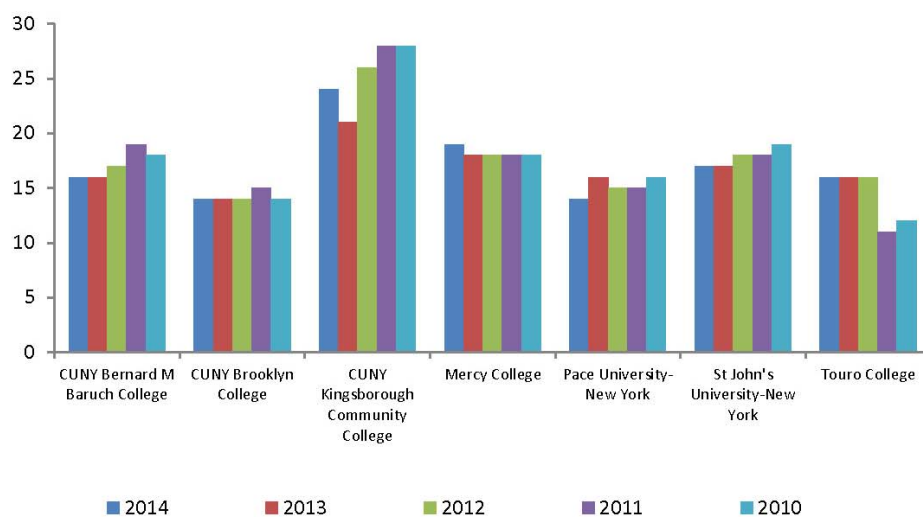
2015 Fall 2014 Fall 2013 Fall 2012 Fall 2011 Fall

<b>TOTAL</b>	<b>436</b>	<b>422</b>	<b>420</b>	<b>479</b>	<b>490</b>
<b>Men</b>	<b>224</b>	<b>216</b>	<b>221</b>	<b>245</b>	<b>254</b>
Professors	34	32	34	40	37
Associate professors	49	53	58	62	66
Assistant professors	74	75	69	70	72
Instructors	60	48	53	63	66
Lecturers	7	5	7	6	8
No academic rank		3	0	4	5
<b>Women</b>	<b>212</b>	<b>206</b>	<b>199</b>	<b>234</b>	<b>236</b>
Professors	10	10	10	9	9
Associate professors	58	49	54	68	73
Assistant professors	91	97	82	89	89
Instructors	44	39	46	50	50
Lecturers	9	3	7	12	12
No academic rank		8	0	6	3

Source: IPEDS HR.

### Comparative Student-to-Faculty Ratios New York Area Colleges

Institution Name	2014	2013	2012	2011	2010
CUNY Bernard M Baruch College	16	16	17	19	18
CUNY Brooklyn College	14	14	14	15	14
CUNY Kingsborough Community College	24	21	26	28	28
Mercy College	19	18	18	18	18
Pace University-New York	14	16	15	15	16
St John's University-New York	17	17	18	18	19
<b>Touro College</b>	<b>16</b>	<b>16</b>	<b>16</b>	<b>11</b>	<b>12</b>



Source: IPEDS Data Center.



### Tuition and Cost of Attendance Comparative New York Area Colleges

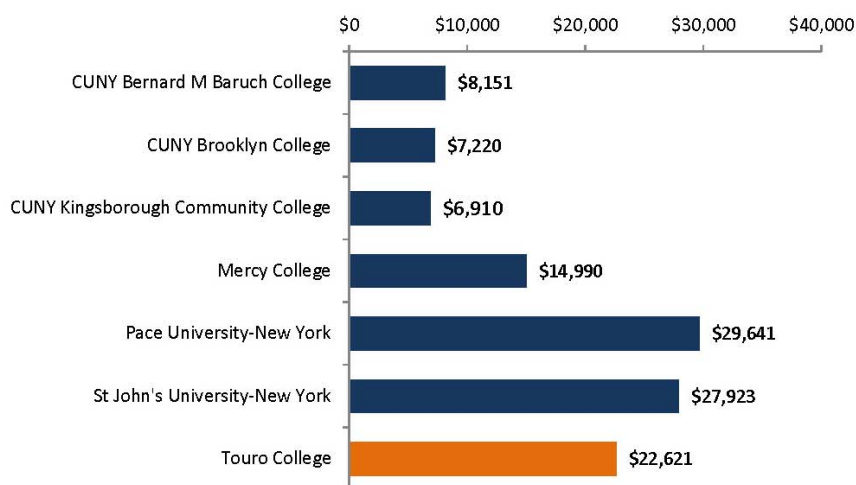
#### Full-Time Average and Per-Credit Hour Tuition, 2014-15

Institution Name	Undergraduates		Graduates	
	Full-Time, Average tuition	Per credit hour charge for part-time students	Full-Time, Average tuition	Per credit hour charge for part-time students
CUNY Bernard M Baruch College	\$6,030	\$260	\$9,650	\$405
CUNY Brooklyn College	\$6,030	\$260	\$9,650	\$405
CUNY Kingsborough Community College	\$4,500	\$195		
Mercy College	\$17,166	\$722	\$14,952	\$814
Pace University-New York	\$38,200	\$1,096	\$26,880	\$1,120
St John's University-New York	\$38,082	\$1,262	\$24,180	\$1,145
<b>Touro College</b>	<b>\$15,200</b>	<b>\$635</b>	<b>\$30,000</b>	<b>\$650</b>

#### Average Net Price for Students Receiving Grant or Scholarship Aid

Institution Name	2013-14
CUNY Bernard M Baruch College	\$8,151
CUNY Brooklyn College	\$7,220
CUNY Kingsborough Community College	\$6,910
Mercy College	\$14,990
Pace University-New York	\$29,641
St John's University-New York	\$27,923
<b>Touro College</b>	<b>\$22,621</b>

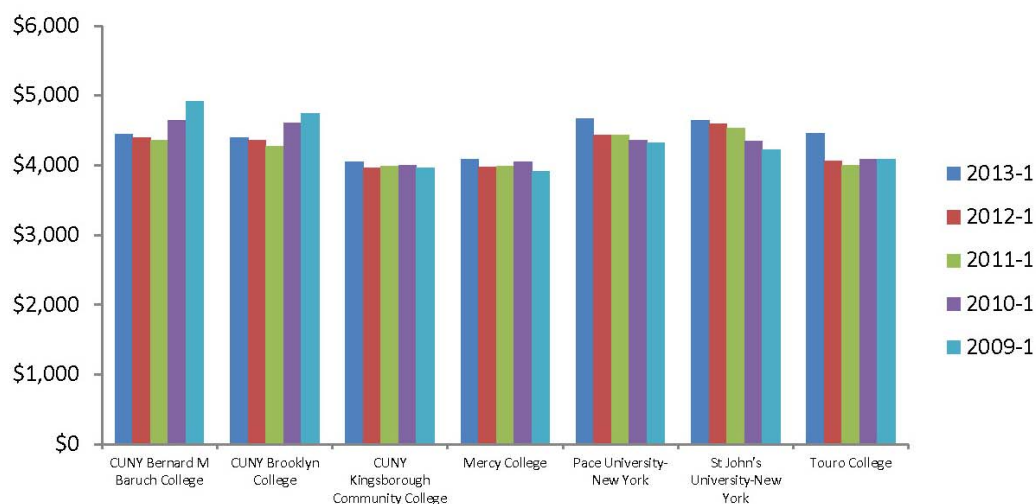
#### Average Net Price of Attendance, 2013-14



Source: IPEDS Data Center.

**Average Federal Pell Grant Aid Awarded to Undergraduate Students  
New York Area College**

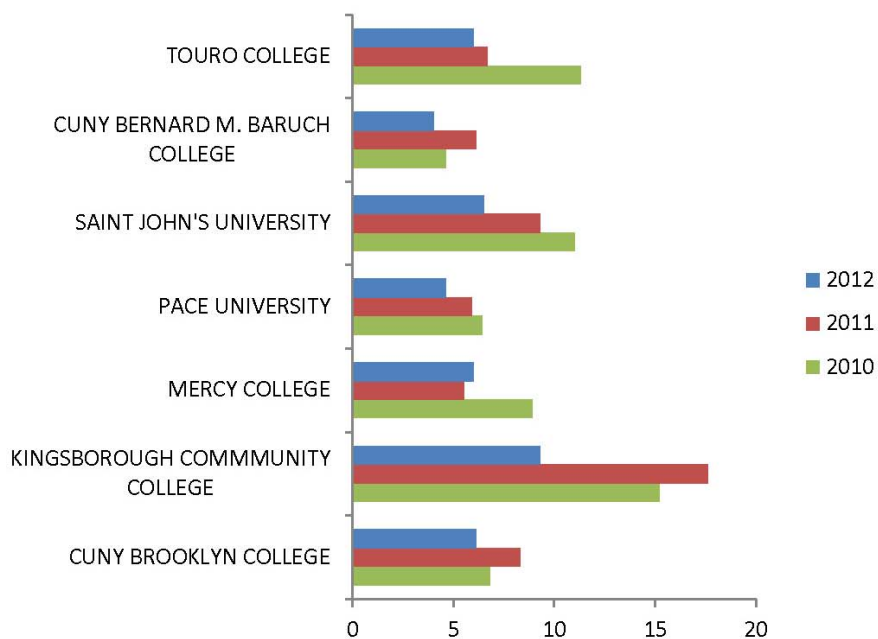
<b>Institution Name</b>	<b>2013-14</b>	<b>2012-13</b>	<b>2011-12</b>	<b>2010-11</b>	<b>2009-10</b>
CUNY Bernard M Baruch College	\$4,442	\$4,393	\$4,360	\$4,646	\$4,921
CUNY Brooklyn College	\$4,396	\$4,363	\$4,277	\$4,612	\$4,743
CUNY Kingsborough Community College	\$4,048	\$3,966	\$3,993	\$4,002	\$3,968
Mercy College	\$4,091	\$3,981	\$3,989	\$4,054	\$3,913
Pace University-New York	\$4,666	\$4,437	\$4,439	\$4,365	\$4,327
St John's University-New York	\$4,650	\$4,589	\$4,537	\$4,346	\$4,229
<b>Touro College</b>	<b>\$4,463</b>	<b>\$4,057</b>	<b>\$3,994</b>	<b>\$4,083</b>	<b>\$4,083</b>



Source: IPEDS Data Center.

**Comparative Student Loan Cohort Default Rates**  
**New York Area Colleges**

College	2012	2011	2010
CUNY BROOKLYN COLLEGE	6.1	8.3	6.8
KINGSBOROUGH COMMUNITY COLLEGE	9.3	17.6	15.2
MERCY COLLEGE	6	5.5	8.9
PACE UNIVERSITY	4.6	5.9	6.4
SAINT JOHN'S UNIVERSITY	6.5	9.3	11
CUNY BERNARD M. BARUCH COLLEGE	4	6.1	4.6
<b>TOURO COLLEGE</b>	<b>6</b>	<b>6.7</b>	<b>11.3</b>



Source: US Dept of Education Federal Student Aid <http://www.ifap.ed.gov/ifap>

## **Best Value Private Colleges, 2016**

**Ranked Annual Return on Investment\* for students Living Off-Campus, Without Financial Aid**

### **Top 14 Schools in the United States**

<b>Rank</b>	<b>School Name</b>	<b>Annual ROI (1)</b>	<b>20 Year Net ROI (2)</b>	<b>Total 4 Year Cost (3)</b>
1	Brigham Young University (BYU)	12.40%	\$625,000	\$69,400
2	Park University	9.50%	\$452,000	\$91,600
3	Grove City College	9.20%	\$453,000	\$97,400
4	Wayland Baptist University	9.10%	\$410,000	\$91,000
5 (tie)	Baker College - Flint, MI	8.80%	\$334,000	\$79,700
5 (tie)	California Institute of Technology (Caltech)	8.80%	\$973,000	\$230,000
7	Massachusetts Institute of Technology (MIT)	8.70%	\$972,000	\$232,000
8	Kettering University	8.50%	\$785,000	\$199,000
9 (tie)	Harvey Mudd College	8.30%	\$945,000	\$249,000
9 (tie)	Indiana Institute Of Technology	8.30%	\$557,000	\$147,000
11	Princeton University	8.20%	\$820,000	\$224,000
12 (tie)	Brigham Young University (BYU) - Hawaii Campus	8.10%	\$222,000	\$62,000
12 (tie)	Lawrence Technological University	8.10%	\$614,000	\$170,000
14 (tie)	Stanford University	8.00%	\$854,000	\$240,000
<b>14 (tie)</b>	<b>Touro College - New York, NY</b>	<b>8.00%</b>	<b>\$401,000</b>	<b>\$114,000</b>

(1) \*20 Year ROI annualized to represent the % of expected ROI received each year after graduation

(2) The total income that a graduate will earn after graduation in 20 years of working, minus both what they would have earned as a high school graduate and the cost of college (tuition, room and board, books and supplies), minus the average financial aid amount awarded to students at that school if that filter has been selected. It is their net earnings in 20 years as a college graduate.

(3) The total cost to attend that school (tuition, room and board, books and supplies) weighted for the length of time it takes most students to graduate with a bachelor's degree.

<http://www.payscale.com/college-roi/sort-by/AnnualRoi/by-type/private>





---

## TOURO COLLEGE

500 SEVENTH AVENUE, NEW YORK, NY 10018

646.565.6000 • [www.touro.edu](http://www.touro.edu) •    @WeAreTouro